

NoodleTools

NoodleTools can help make your writing assignments easier to manage by generating bibliographies and citations in the most current versions of style guides currently available (**APA 6th Edition**, MLA, Turabian, Chicago). It spots spelling, punctuation, and formatting errors while coaching you with tips on how to avoid common errors as you work!

TO REGISTER (REQUIRED):

- 1.) Go to <http://library.fullcoll.edu>
- 2.) Click on **DATABASES** tab in the Search Everything box
- 3.) Select **Full Database List, N**, then **Noodle Tools**
- 4.) Click on **REGISTER**



You have been automatically authenticated into the Fullerton College subscription.

Register

Register as a new user if you haven't used NoodleTools before:

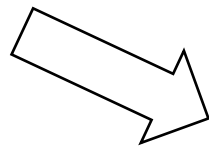

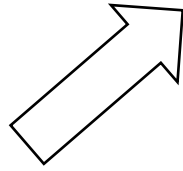
- Free for you if your school or university is subscribed
- Individual accounts also available

REGISTER

1.) Choose the **school-linked subscription type**

2.) Enter some information about you and choose a **PERSONAL ID** and password

3.) **Sign in**



New User Registration

Subscription Type

Please choose the type of account to create.

- An account linked to a school/library subscription or trial
- An individual subscription
- A NoodleTools MLA Lite account

About You

- I am a student or library patron
- I am a teacher or librarian

Expected year of graduation:

Choose a Personal ID ⓘ

[CHECK AVAILABILITY](#)

Sign In

Remember me [I forgot my password](#)

[SIGN IN](#)

1.) Click on **NEW PROJECT**



2.) Give your project a title, choose **APA**, then choose **ADVANCED**

A screenshot of a web form titled 'Create a new project'. The form has a white background and a grey border. It contains the following fields and options:

- Project title:** A text input field containing 'ENG 100 Essay'. Below it is a hint: 'For example, "History 101 report on George Washington"'. The input field is highlighted with a thick black border.
- Citation style:** Three radio button options:
 - MLA (MLA Handbook, <edition>th ed.)
 - APA (APA Publication Manual, <edition>th ed.)
 - Chicago/Turabian (Chicago Manual of Style, <edition>th ed.)The APA option is highlighted with a thick black border.
- Citation level:** Three radio button options:
 - Starter: Introduction to citing sources with 6 basic forms
 - Junior: A small set of simplified citation forms
 - Advanced: Comprehensive coverage of the style guides, 70+ formsThe Advanced option is highlighted with a thick black border.

A blue 'Submit' button with a white checkmark is located at the bottom right of the form.

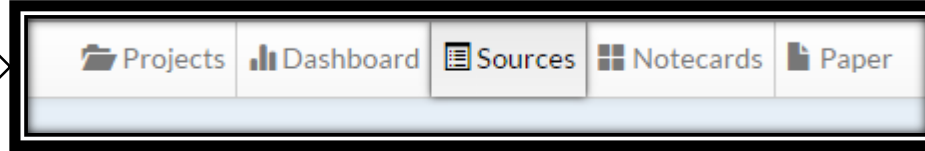
3.) You can enter **project details** if you desire

A screenshot of a project details page for 'ENG 100 Essay'. The page has a light blue header with the project name and an information icon. Below the header is a table with the following rows:

Project details	
Research question:	[Click to edit]
Thesis / Main claim / Hypothesis:	[Click to edit]
History:	Project created : 09/21/16 10:1
Paper:	Start paper in Google Docs
Links:	

HOW TO CREATE A BIBLIOGRAPHY

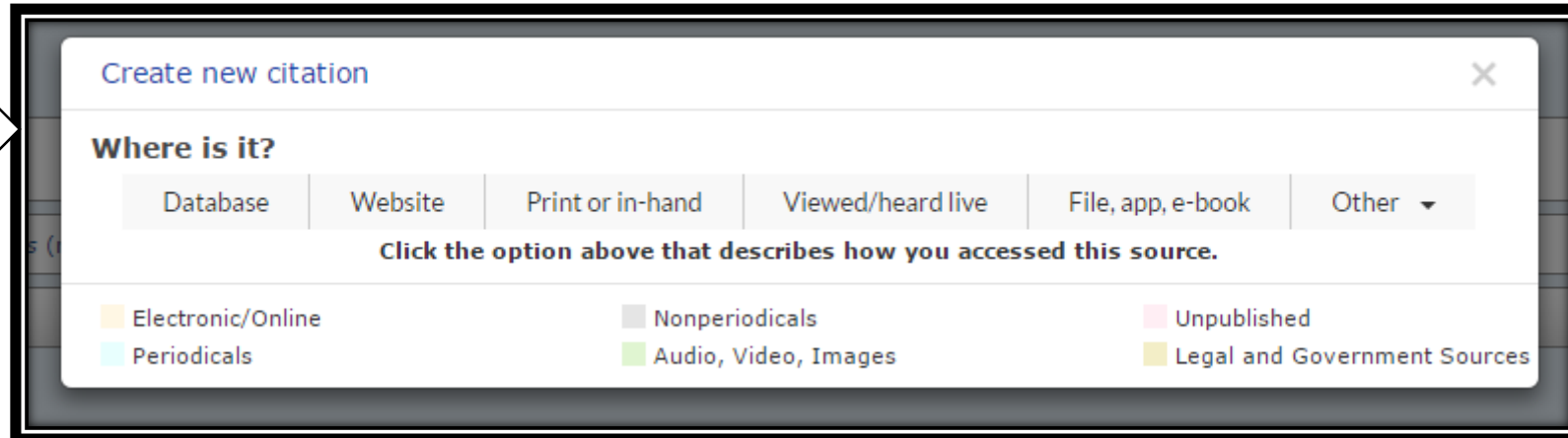
1.) Choose **SOURCES**, located at the **top center** of the screen



2.) Click on **CREATE NEW CITATION**



3.) Choose the **type of source** you are citing



4.) Fill in the blanks with information from your source.

5.) Repeat steps 2, 3, and 4 for your next source.

+ Create new citation

FOR MORE ASSISTANCE

Ask a Librarian:
librarian@fullcoll.edu

Phone: (714) 992-7039

or visit the Reference Desk

Print Website **Database** Digital File Microform

* Name of the database:

URL:

DOI:

Most recent date of access [[today?](#)]:
month day YYYY

Article Change to:

Article authors:

	Role	First name	Middle name	Last name or group	Suffix
<input type="button" value="▲"/> <input type="button" value="▼"/>	Author <input type="text"/>	<input type="text"/>	<input type="text"/>	<input type="text"/>	<input type="text"/> <input type="button" value="✖"/>

[+ Add another contributor](#)

Article title:
 Citing an abstract

English translation of article's title:

Pages:
Start End Not consecutive

Journal Change to:

* Name of journal:
 Citing a [reprint in an anthology?](#)